


## Android 4.2 How to wipe data/factory recovery

Note: Wipe data will be deleted all user data.

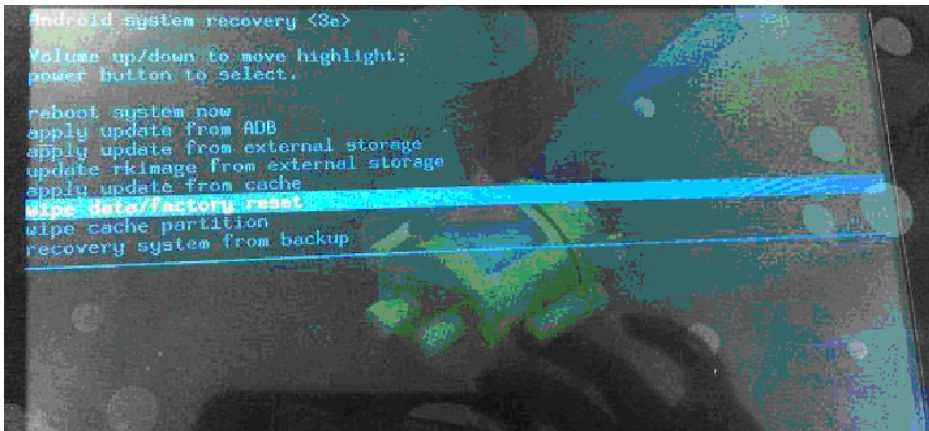
1. On power off mode, press and hold on VOL+, then press Power button for 3 seconds, and then release both buttons. You will see RCA+Dog opening screen. Waiting for a few seconds, you see below interface of Android fell down.



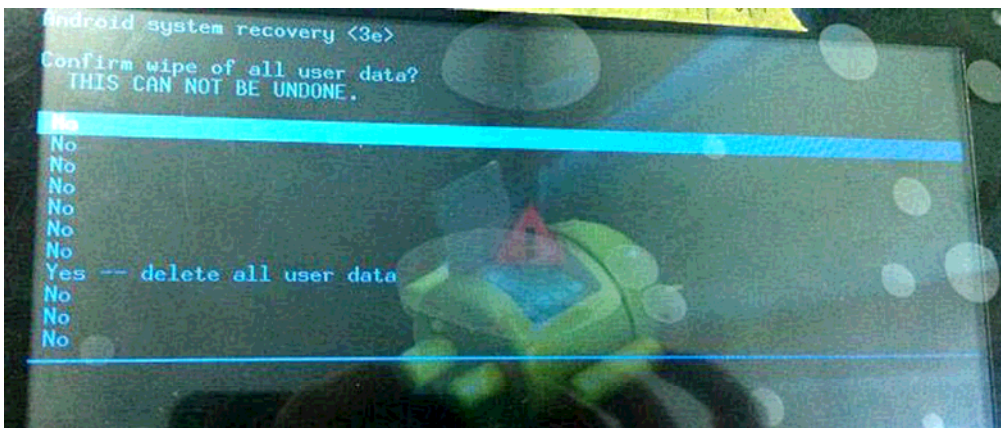
2. Press VOL+ button once, you see below interface.



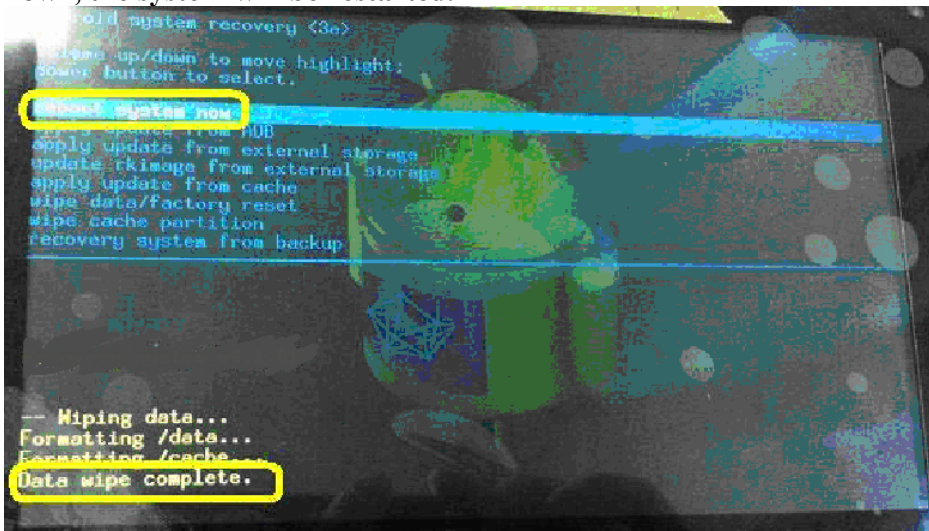
3. Volume down to move highlight to “wipe data/factory reset”, then press power button to select



4. Volume up/down to move highlight to “Yes—delete all user data”, then press power button to select



5. When you see “Data wipe complete”, press Power button to select “reboot system now”, the system will be restarted.



6. After above steps, you will see below initial setup interface

